

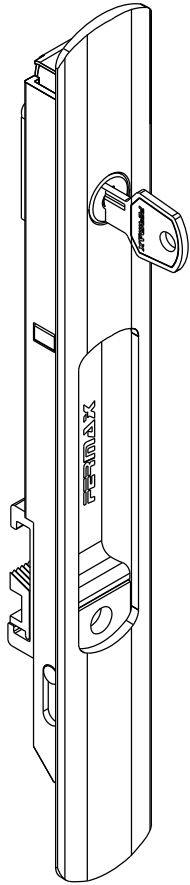
CORRER

FECHO CONCHA 192mm - FEC44S/45S

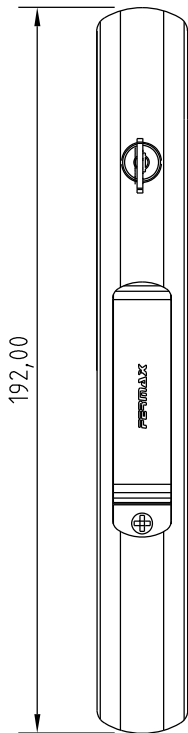
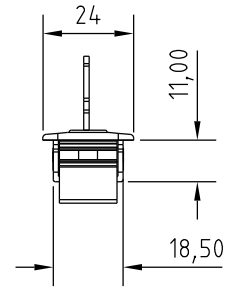
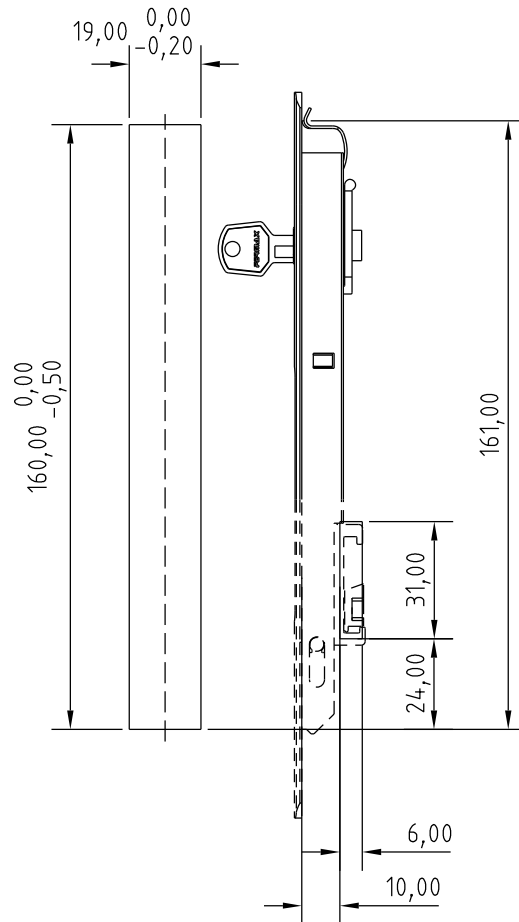
COMPOSIÇÃO:
ESTRUTURA EM ALUMÍNIO
LINGUETA EM ZAMAK
MOLA EM AÇO (FEC43N E 45N)
PARAFUSOS EM AÇO INOX

INFORMAÇÕES
LINGUETA E CONTRA FECHO
VENDIDOS SEPARADAMENTE

EMBALAGEM:
PACOTE C/ 01 PÇ

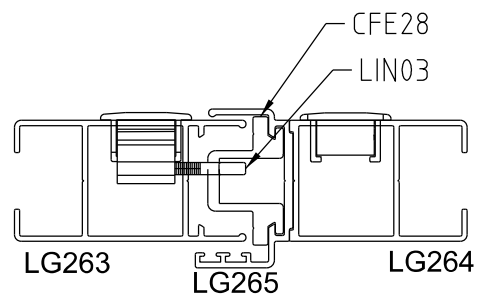
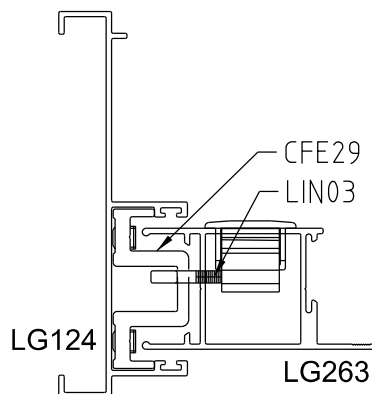


FEC44S
FEC45S



USINAGEM - escala 1:2

VISTA - escala 1:2



INSTALAÇÃO
Linha GOLD SLIM
HIDRO SAPA
ESCALA 1:2